

# PRESTIGE

OAK FLOORING



**Australia's Most  
Beautiful Floors**



GREY WASH

## Prestige Oak Flooring

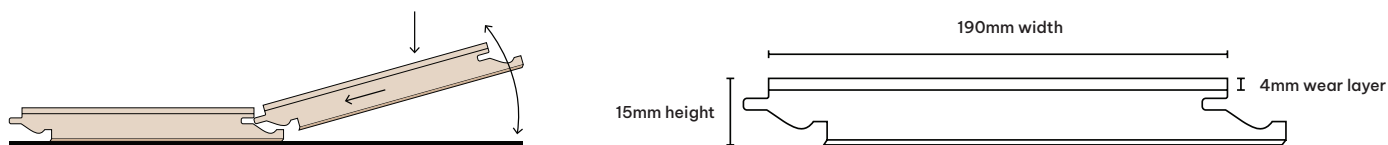
If you love the look of fine oak flooring then Prestige Oak is the natural choice. Sharing the unrivalled beauty and character of traditional European Oak, Prestige Oak Flooring is a popular choice amongst leading Australian architects and designers. Design flexibility is assured with stunning extra wide planks and an extensive palette of pre-finished natural, and stained décors.

Our versatile Prestige Oak range includes a selection of widths and thickness's for a variety of applications. Available in both traditional Tongue & Groove and the ever popular click system for fast and convenient installation. On-trend colours, scratch resistant coatings, Prestige Oak flooring ensures lifetime enjoyment.

# Stock Profiles Available

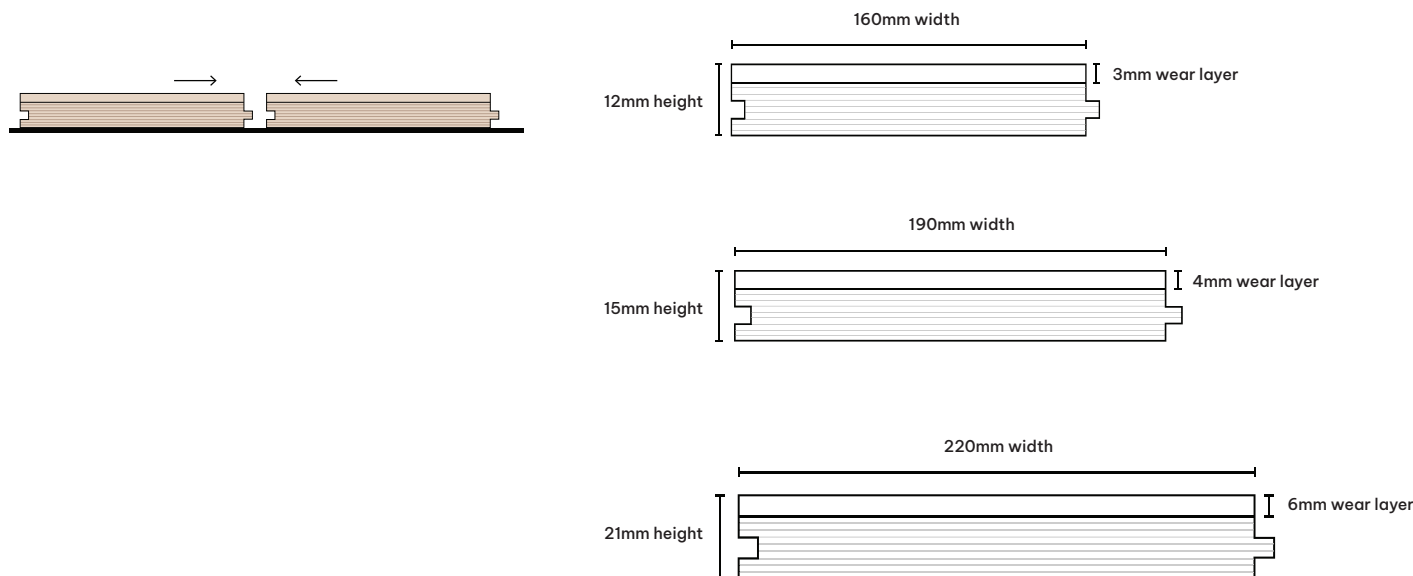
## PRESTIGE OAK CLICK

Prestige Oak Click is designed to be installed as a floating installation utilising the click method of assembly over an acoustic underlay incorporating a Moisture Barrier. Our Click stock range is 190 x 15/4 mm. The click profile is also suitable for direct fix adhesive installation.



## PRESTIGE OAK T&G

Our Tongue & Groove (T&G) products include 220 x 21/6 mm and 190 x 15/4mm wide plank (Victoria stock T&G, click by request) and the traditional width, 160 x 12/3mm. T&G is ideally suited for direct fix adhesive installation however it can be installed as a floating method.



*Other sizes and custom colours are available by request. Min. volumes will apply. Please follow the strict installation guidelines for each product as some variations exist based on size, importantly follow all expansion and trim requirements. Both methods of installation require skilled installation techniques and we recommend you engage only qualified install professionals.*

## Details & Beauty

The unique specifications of Prestige Oak flooring make it ideal for installation throughout homes, apartments or commercial applications with the exception of wet areas such as bathrooms and laundries.

- Engineered construction, real European Oak.  
Easy care and maintenance, allergy free.
- Pre-finished European water-based UV lacquer.  
Superior matte wear resistant coating, timeless look.
- Variation in specific colours and grade may include: black & mineral streaks, sapwood, ray flecks, filled splits & knots, checks, and natural batch colour toning. These are all natural characteristics of European Oak.
- VOC Emissions: <E1. Below World Health Organisation Levels.
- Fire & Slip test certified to current Australian standards. Suitable for install over hydronic in-slab heating only.



GREY MIST



“  
*Australia's most  
beautiful floors*”



“  
Curves, textures  
and Oak - a gorgeous  
combination!”

PARANA





WHITE SANDS



AB GRADE - TAN

## Engineered for Quality

Creating a timber floor that shows character and charm starts with an emphasis on quality. Engineered floors are designed to provide excellent performance characteristics unmatched by solid timber floors.

Prestige Oak will have a higher resistance to humidity fluctuations than solid timber making it less susceptible to plank deformation that may result in shrinkage, expansion and cupping etc. When correctly installed your Prestige Oak floor will display the same look and feel normally associated with a natural solid timber floor.

Prestige Oak is manufactured utilising resource efficient engineering processes adding our valuable natural Oak resource where it's needed most, and that's the wear layer.

- Multi-ply hardwood construction for enhanced stability
- Grades ABCD & AB (selected colours)
- Janka hardness 5.5 – 6.0kN
- 160 x 12/3mm T&G
- 190 x 15 /4 mm Click & T&G
- 220 x 21/6 mm T&G
- Set length with nested shorts
- Micro bevel 4 sides and light brushed surface
- E1 VOC, water based matte coating
- Australian fire and slip test certified
- T&G & Click stair nosing available
- Suitable for hydronic in-slab heating only

### AB Grade available

In our 15/4 & 21/6mm ranges we have introduced a small range of T&G pre-finished colours in AB Grade. The higher visual grade features less knots and natural characteristics than our standard range, it's ideal for those seeking clean, uncluttered lines to enhance interior design visuals.



“  
*Design simplicity,  
a harmonious link  
with nature*”

CHATEAU GREY



## COLOUR RANGE

# 160 x 12/3mm T&G Profile

If you're looking for a traditional width timber plank our 160mm wide range provides an excellent choice for renovations with existing floors and perfect for new interiors. ABCD Grade only.



COLOUR RANGE

# 190 x 15/4mm Click Profile

(Victoria stocks T&G, Click by request)

Our pre-finished colour range is available as ABCD or AB Grade. ABCD Grade contains knots and other natural Oak characteristics. AB Grade is a cleaner looking plank with limited small knots and virtually no sapwood. AB Grade only available in T&G profile, selected colours. Raw (uncoated) is available for onsite finishing.





HB Dark Brown



Heritage Grey



Iron Grey



Latte



Limewash



Marble



Parana



Pure Natural




Riesling



Sauvignon



Storm



Straw




Tan



Vanilla



White Sands




**RAW**  
FOR ON-SITE  
COATING & FINISHING

COLOUR RANGE



# 220 x 21/6mm T&G Profile

Our pre-finished colour range is available as ABCD or AB Grade. ABCD Grade contains knots and other natural Oak characteristics. AB Grade is a cleaner looking plank with limited small knots and virtually no sapwood. AB Grade only available in T&G profile, selected colours. Raw (uncoated) is available for onsite finishing.




AB Grade Available





\* Images for illustrative purposes only, batch, visual grade & store display variations will occur. Ranges and colours are updated throughout the year, please check website, [preferencefloors.com.au](http://preferencefloors.com.au) or your local office for availability.



“  
*Timber connects us to nature, making us feel happier and more relaxed*”

GLACIER



## Earth-friendly along the whole value chain

Our products are sourced with complete consideration for the environment and with healthy living in mind. Prestige Oak flooring products are manufactured using advanced production technology utilising sustainable raw materials and non-toxic coatings that deliver an ethical product framework from beginning to end.

### 5 ENVIRONMENTAL BENEFITS OF TIMBER FLOORING

#### Energy Saving

Timber processing requires the least amount of energy of the most common building materials. Carbon emissions from timber floor manufacturing are less than 2 tonnes of CO<sup>2</sup>, in comparison to the 5, 11 and 12 tonnes from tiles, steel and concrete respectively.

#### Carbon Storage

Purchasing timber floors means that you're providing a place for carbon to live. Up to half the dry weight of wood is carbon that's been absorbed from the atmosphere by trees as they grow. After processing the carbon remains embodied in the timber flooring and stops it from escaping into the atmosphere.

#### Durability


Timber is a hard, and incredibly durable material that can last a lifetime! Compare this to materials such as carpet, which may need to be replaced every 10-15 years, this comes at an environmental cost... more waste, more energy to replace!


#### Energy Efficiency

Timber acts as an excellent insulator, with a cellular structure that allows for air pockets, helping to slow the conductivity of heat. Less use of heating and cooling systems = better for the environment (and your pocket!).

#### Health

In Japan numerous health studies suggest that by using timber materials for interiors can provide perceived health benefits such as: lowered stress levels, lower heart rate, improved levels of self-expression and emotional state and improved air-quality. Unlike textile flooring materials such as carpet, timber floors do not harbour nasty allergens that might aggravate respiratory conditions.





## ACCESSORIES

# Stair Nosing

Both Tongue & Groove and Click Stair nosing are available to support our range of Engineered Oak products. Stair nosing can be supplied directly from Preference Floors to suit your colour selection or a Reseller may offer these directly from a third party manufacturing to suit local building regulations.

If stairs are involved in your project it is wise to spend time discussing this matter prior to purchase.

*\*These images are for illustrative purposes only*



T&G Stair Nosing



Click Stair Nosing

## ACCESSORIES

# Trims & Scotia

An extensive range of Scotia colours and Aluminium floor trims are available. These elements form an integral part of all floor installations and especially when floating installations are required.

As per our installation guidelines, all floating installations will require perimeter expansion and transition trims. It is wise to spend time discussing trim requirements prior to purchase.



Reducer



U Channel



T Moulding



ACCESSORIES

# Underlays

For all floating installations, a quality 2 in 1 acoustic underlay incorporating a moisture barrier film is required to deliver an optimum outcome. In addition to the 2 in 1 underlay, it's wise to cover the entire area with 200um Builders Plastic taped at the joins for absolute peace of mind. This inexpensive step will greatly enhance the protection of your floor from sub-floor moisture transmission.

Two options are available from Preference Floors, both meet the acoustic standards required by the National Construction Code (NCC) / Building Code of Australia (BCA) guidelines for Residential and Multi-Residential construction.



**Standard White Acoustic 20 dB (Residential Use)**

2 mm PE Water Resistant Film with overlap for tape. 20 & 50m2 Rolls available, width 1 metre.



**Ultra-Green Acoustic 20 dB (Residential & Multi-Residential use)**

2 mm High Compression XPE Foam & PE Water Resistant Film with overlap for tape. 20 & 50m2 Rolls available, width 1 metre.

*For specific Body Corporate or residential applications please consult with your building or design professional for guidance to make sure your requirements are satisfied. Acoustic test data for our Ultra-Green 2mm Underlay Only is available on request, this is the only product we test for Multi-Res Apartments.*

Product sample installed on 2mm Ultra Green Underlay	NCC/BCA criterion	Test result L'nT,w	AAAC <sup>5</sup> star rating	FIIIC <sup>4,5</sup>	Compliance with NCC/BCA
12mm & 21mm Oak Timber	L'nT,w<62	45 ✓	5	66	Yes ✓
15mm Oak Timber	L'nT,w<62	44 ✓	5	66	Yes ✓

## Recommended Cleaning Products

Daily care and maintenance is often the most overlooked aspect of a timber flooring project. Preventative maintenance includes the installation of adequate mats at all entrances and felt protectors on furniture legs to prevent scratching. On-going maintenance includes correct cleaning methods and use of professional cleaning solutions and equipment.

**Bona**<sup>®</sup>



**Loba**<sup>®</sup>



*\* Bona and Loba products are readily available from specialist timber floor and carpet resellers. A full range of non-toxic timber floor care products are available. Contact Bona Australia on 03 9543 4399 for reseller locations near you. Contact Loba Australasia on 03 9460 3444 for reseller locations near you.*

# Methods of engineered plank construction lay-up

The manufacturing of engineered flooring is designed to be resource efficient using up to 2/3'rds less of our valuable Oak resource when compared to solid timber flooring. Pre-finished engineered flooring is dimensionally stable enabling quicker installation with less site related trades to complete the flooring fit-out. No sanding, no mess for a fuss free installation.

The two popular methods of engineered construction include Multi-ply T&G & Click Profile. Both profile installation methods have proven to be highly reliable over many decades of use.

## Multi-ply T&G

Provides a core manufactured from mixed hardwood with each core veneer (approx. 2mm) running in an alternate direction to the next veneer. This provides enhanced radial and longitudinal stability. The T&G is profiled into this section. A wear layer of Solid Oak is then permanently bonded to the multi-ply core. Wear layer thickness will vary depending on the product selected, usually 3, 4 or 6mm.



## Multi-ply Click Profile

Click profile is essentially the same type of construction with a patented click locking connection profiled into the multi-ply core. Click installation is designed for floating applications making the product quicker & easier to install. Wear layer thickness will vary depending on the product selected, usually 3 or 4mm.



# What to look for

## Selection Process

Oak is a natural product and due to the many facets involved in the manufacturing process, each batch, whilst reasonably consistent, will display possible grade and colour batch variations. Quality guidelines are established with our manufacturing partners to set boundaries on variations of colour and grade.

Importantly, always check and confirm your selection when your final purchase is being made. The samples are just that, they are a reflection of one piece of nature at a given time. Store samples will often deepen or lighten depending on the surface colour and exposure to both direct and indirect UV.

## Pre-Installation

To avoid unwanted surprises please make sure the batch you received at site is consistent with the specification before installation. Ideally make sure someone checks the colour prior to installation. Do not assume your reseller or installer has checked the colour before delivery to site.

It's easy to assess an issue at this stage and fix any obvious errors, in many examples the site installer may have no idea what was originally expected. Don't take a risk, open a few cartons to satisfy yourself, if in doubt make immediate contact with your point of purchase.

A new floor installed over an existing floor that has squeaks and movement etc. will not fix structural sub-floor problems. The sub-floor in both new and or existing construction requires careful assessment to make sure the new floor is suitable for installation.

Remedial activities such as levelling, re-fixing joist and bearers, replacing rotten timber are common considerations when tackling new floor projects. A flat, secure and dry substrate is essential to achieve a quality outcome.

## Installation Methods

Installation methods include both Tongue & Groove Direct Fix method and Click assembly for floating installations. Both methods are excellent however cost & time are the usual issues for consideration. T&G Direct Fix requires a higher budget and will take longer to install.

The Direct Fix method of installation will deliver a solid feeling under traffic loads providing an excellent acoustic outcome with minimal expansion requirements as opposed to a floating install.

Patented Click floating installations are popular because they are a convenient and cost effective method for modern construction. To improve acoustic performance they will require a quality 2 mm Acoustic Underlay with a moisture vapour barrier to improve transmission sound, impact noise and impede moisture ingress.

Most importantly Click floating installations will require perimeter and room to room expansion / transition trims to break the individual room. They are recommended in our installation guides and if left out by the installer will impact on the floor performance and our warranty provisions. Please discuss this matter when talking with your reseller or designer.

## Care & Maintenance

For all engineered oak flooring, correct maintenance and cleaning is required to keep your floor looking great. Preventative maintenance includes the installation of quality mats at all entrances and felt protectors on furniture legs to prevent scratching. If other trades are still active at the site it's wise to place a protective covering over the floor whilst construction continues. This should avoid site related damage. Do not tape covering directly to surface coating. Do not leave protective covering in-situ for an extended period of time. Humidity will build up under the floor protective covering resulting in damage to the floor coating. Our coating warranty will not cover this type of damage.

On-going maintenance includes proper cleaning methods and use of protective cleaning products to keep the floor looking good. A correctly maintained timber floor should almost never need to be sanded back to bare timber. Avoid using any generic floor cleaning solutions regularly sold as Floor Cleaner. Generic floor cleaning solutions will damage the floor coating. Bona or Loba floor care products are a safe and reliable way to keep your floor in great shape.

# PRESTIGE

OAK FLOORING



**Preference Floors (SA)**  
Adelaide  
08 8262 2774  
sa@preferencefloors.com.au

**Preference Floors (WA)**  
Perth  
08 9471 7785  
wa@preferencefloors.com.au

**Preference Floors (QLD)**  
Brisbane  
07 3875 1688  
qld@preferencefloors.com.au

**Preference Floors (NSW)**  
Sydney  
02 9738 1188  
sales@preferencefloors.com.au

**Preference Floors (VIC)**  
Melbourne  
03 9794 5111  
vic@preferencefloors.com.au

PREFERENCE  FLOORS  
www.preferencefloors.com.au