

CAMARO™



LUXURY VINYL TILE COLLECTION

Introducing the

CAMAROTM
LUXURY VINYL TILE COLLECTION

The Camaro flooring collection of Luxury Vinyl Tiles (LVTs) has been developed with you and your home firmly in mind. Following extensive design, trend and performance research, our experienced product designers have hand-selected a balanced collection of floor coverings. The beautiful Camaro range features small and large parquet, as well as stunning wood and stone designs.

Guiding you through the selection process for choosing your new floor, we provide you with all the inspiration you need to refine your home décor scheme. Browse through dozens of aspirational interiors and be inspired by a wide range of high-design flooring layouts.

The Camaro collection provides enhanced durability due to the ultra-hard wearing, easy to clean product construction, making it ideal for any residential interior. Available in a range of authentic tile & plank sizes and supported by a versatile collection of inlay accessories, the number of creative combinations you can achieve is limitless.



PICTURE IT INSTANTLY IN YOUR HOME

polyflor.com.au/room-visualiser



SMALL PARQUET

P.6



LARGE PARQUET

& CO-ORDINATING PLANKS

P.16






WOOD

P. 28



STONE

P. 62



SMALL PARQUET

Cambridge Parquet 8

Georgian Parquet 10



Cambridge Parquet

2251



Plank size 76.2 x 228.6mm



1. Parquet Tramline 2. Herringbone



Georgian Parquet

2252



Plank size 76.2 x 228.6mm



1. Woodblock / Parquet Tramline / Herringbone 2. Herringbone







3. Herringbone 4. Woodblock

LARGE PARQUET & CO-ORDINATING PLANKS

<u>Westchester Oak Large Parquet</u>	<u>16</u>
<u>Westchester Oak</u>	<u>18</u>
<u>Waterside Oak Large Parquet</u>	<u>20</u>
<u>Waterside Oak</u>	<u>22</u>
<u>Naked Blond Oak Large Parquet</u>	<u>24</u>
<u>Naked Blond Oak</u>	<u>26</u>





Westchester Oak Large Parquet

LPQ2253



Plank size 76.2 x 457.2mm




1. Herringbone 2. Herringbone with PLK2253 border



Westchester Oak

PLK2253



Plank size 184.2 x 1219.2mm



1. Straight laid 2. Straight laid with LPQ2253 laid herringbone in adjoining rooms



Waterside Oak Large Parquet

LPQ2256



Plank size 76.2 x 457.2mm



1, 2 & 3. Herringbone with dual plank border and silver feature strip



Waterside Oak

PLK2256



Plank size 184.2 x 1219.2mm



1 & 2. Straight laid



Naked Blond Oak Large Parquet

LPQ2257



Plank size 76.2 x 457.2mm



1. Woodblock 2. Herringbone with PLK2257 laid straight in adjoining room



Naked Blond Oak

PLK2257



Plank size 184.2 x 1219.2mm



1, 2 & 3. Straight laid



WOOD

Bianco Oak	30
Rosedale Oak	34
Boathouse Oak	36
Fenland Oak	38
Quayside Oak	40
Cashmere Oak	42
Salvaged Timber	44
Sienna Oak	46
Nut Tree	50
Natural Oak	52
Astoria Oak	54
Wild Amber Oak	56
Bayswater Oak	58
Smoke Brushed Elm	60



Bianco Oak

2241




Plank size 184.2 x 1219.2mm

1 & 2. Straight laid 3. Straight laid planks, cut in two lengthways







4 & 5. Brickwork wood tile effect, inlaid with grey grouting strip

Rosedale Oak

2254



Plank size 184.2 x 1219.2mm

1. Dual full plank herringbone 2 & 3. 45° straight laid with half plank border



Boathouse Oak

2242



Plank size 184.2 x 1219.2mm



1 & 2. Straight laid



Fenland Oak

2258



Plank size 184.2 x 1219.2mm

1 Straight laid with natural oak marquetry strip border 2. Straight laid



Quayside Oak

2246



Plank size 184.2 x 1219.2mm

1. Straight laid 2. Straight laid ships decking effect, with maple marquetry strip 3. 45° straight laid



Cashmere Oak

2244




Plank size 184.2 x 1219.2mm

1, 2 & 3. Straight laid



Salvaged Timber

2247



Design includes three plank sizes 76.2 / 101.6 / 152.4 x 914.4mm



1, 2 & 3. Straight laid



Sienna Oak

2248



Plank size 184.2 x 1219.2mm

1. 45° straight laid, with classic oak and walnut cross grain marquetry strip border

2 & 3. Straight laid







4 & 5. Full plank chevron

Nut Tree

2202



Plank size 101.6 x 914.4mm

1. Straight laid 2. Herringbone pattern in third length planks



Natural Oak

2232




Plank size 152.4 x 1219.2mm

1 & 2. Straight laid 3. Double plank tramline



Astoria Oak

2259



Plank size 184.2 x 1219.2mm



1 & 2. Straight laid with single plank border and gold feature strip



Wild Amber Oak

2249



Plank size 184.2 x 1219.2mm




1 & 2. Straight laid



Bayswater Oak

2261



Plank size 184.2 x 1219.2mm

1 & 2. Straight laid



Smoke Brushed Elm

2233



Plank size 152.4 x 914.4mm

1. Herringbone pattern in third length planks 2 & 3. Straight laid




STONE

Soho Cement	64
Tribeca Cement	66
White Metalstone	68
Arctic Slate	70
Burnished Concrete	72
Goldstone Micro Terrazzo	74
Ocean Slate	76
Atlantic Slate	78



Soho Cement

2347




Tile size 304.8 x 609.6mm

1, 2 & 3. Brickwork



Tribeca Cement

2348



Tile size 304.8 x 609.6mm

1, 2 & 3. Brickwork



White Metalstone

2332




Tile size 304.8 x 609.6mm

1. Brickwork with ice grouting strip 2. Brickwork 3. Miniature chevron, alongside Sienna Oak



Arctic Slate

2341



Tile size 304.8 x 609.6mm

1 & 2. Brickwork with ice grouting strip 3. Brickwork



Burnished Concrete

2342



Tile size 304.8 x 609.6mm

1, 2 & 3. Straight laid



Goldstone Micro Terrazzo

2349



Tile size 304.8 x 609.6mm



Ocean Slate

2319



Tile size 304.8 x 609.6mm

-
- 1. Dual width tiles, cut in half and quarter lengthways with pearl grouting strip
 - 2. Brickwork with graphite grouting strip 3. Brickwork



Atlantic Slate

2339



Tile size 304.8 x 304.8mm

-
1. 45° straight laid with half tile border
 2. Straight laid with black feature strip
 3. Large square tile effect, laid brickwork with pearl grouting strip



COLLECTION SUMMARY

Engineered to be both functional and beautiful, every design in the Camaro collection offers you an imaginative and aspirational floor covering without compromising on durability.

SMALL PARQUET



p.8

2251 Cambridge Parquet
76.2 x 228.6mm



p.10

2252 Georgian Parquet
76.2 x 228.6mm



LARGE PARQUET

Also available in **WOOD** (Plank Format)



p.24

LPQ2257 Naked Blond Oak Large Parquet
76.2 x 457.2mm



p.16

LPQ2253 Westchester Oak Large Parquet
76.2 x 457.2mm



p.20

LPQ2256 Waterside Oak Large Parquet
76.2 x 457.2mm




WOOD



p.50

2202 Nut Tree

101.6 x 914.4mm



p.44

2247 Salvaged Timber

76.2 / 101.6 / 152.4 x 914.4mm



With regard to colour printing, it is only possible to give a provisional representation of the product colour. For colour selection an original sample should be used, which we shall be pleased to supply free of charge. To replicate the natural material, the stone effect tiles may include variation in markings as part of their design.

This design features a micro bevel

This design intentionally features a strong pattern and/or colour variation to accurately replicate natural timber



p.60

2233 Smoke Brushed Elm

152.4 x 914.4mm



p.52



2232 Natural Oak


152.4 x 1219.2mm



p.26



PLK2257 Naked Blond Oak

184.2 x 1219.2mm  



p.18


PLK2253 Westchester Oak

184.2 x 1219.2mm  



p.22

PLK2256 Waterside Oak

184.2 x 1219.2mm  



p.30

2241 Bianco Oak

184.2 x 1219.2mm



p.34


2254 Rosedale Oak

184.2 x 1219.2mm



p.36

2242 Boathouse Oak

184.2 x 1219.2mm 

Also available in **LARGE PARQUET**

WOOD



p.38

2258 Fenland Oak
184.2 x 1219.2mm



p.40

2246 Quayside Oak
184.2 x 1219.2mm



p.42

2244 Cashmere Oak
184.2 x 1219.2mm



p.46

2248 Sienna Oak
184.2 x 1219.2mm




p.54

2259 Astoria Oak
184.2 x 1219.2mm



p.56

2249 Wild Amber Oak
184.2 x 1219.2mm




p.58

2261 Bayswater Oak
184.2 x 1219.2mm

 This design intentionally features a strong pattern and/or colour variation to accurately replicate natural timber

STONE



p.78

2339 Atlantic Slate
304.8 x 304.8mm



p.76

2319 Ocean Slate
304.8 x 609.6mm



p.64

2347 Soho Cement
304.8 x 609.6mm



p.66

2348 Tribeca Cement
304.8 x 609.6mm



p.68

2332 White Metalstone
304.8 x 609.6mm




p.70

2341 Arctic Slate
304.8 x 609.6mm



p.72

2342 Burnished Concrete
304.8 x 609.6mm



p.74

2349 Goldstone Micro Terrazzo
304.8 x 609.6mm

With regard to colour printing, it is only possible to give a provisional representation of the product colour. For colour selection an original sample should be used, which we shall be pleased to supply free of charge. To replicate the natural material, the stone effect tiles may include variation in markings as part of their design.


INLAY ACCESSORIES (2.0mm Gauge)

We offer an exclusive selection of inlay accessories that have been purposefully designed to enhance each shade within the Camaro collection.

Grouting Strips

Typically laid between stone tiles, grouting strips can be used as a subtle close-to-tile colour addition to your floor, or you can select a lighter or darker shade to create a contrasting effect.

Strip size: 3mm x 914mm



2031 Ice with Atlantic Slate.

Marquetry Strips

These strips are ideal for laying between planks to create designs such as ships decking, perimeter borders or highlighting room features like fireplaces and island units.

Strip size: 3mm x 914mm



2056 Maple with Bianco Oak




Design Tip: *It is worth noting that although the Grouting Strips are ideal for the stone tiles and the Marquetry Strips suit the wood planks, they can be mixed and matched between tiles and planks to further create a unique look.*

Note: As the Grouting, Marquetry & Cross Grain Marquetry Strips are cut from natural wood and stone designs, there will be variation in markings and decoration.

Cross Grain Marquetry Strips

Running across the natural wood grain, these eye catching strips create a distinct effect when used individually or in varied combinations.

Strip size: 10mm x 914mm




1011 Classic Oak




1012 Walnut

Strip size: 25mm x 914mm



2511 Classic Oak



2512 Walnut



1011 Classic Oak and 2512 Walnut with Sienna Oak.

Feature Strips

Feature strips bring a bold statement look to both planks and tiles. Create a focal point or use as a metallic highlight for a striking luxurious finish.

Strip size: 5mm x 1000mm



0026 Gold



0025 Silver




0028 Black



0032 Cream



0031 Brown



0028 Black with Atlantic Slate

YOUR CAMARO FLOOR

We are here to help, the following pages contain all the information you need to finalise your Camaro flooring selection. We also offer advice and further resources for keeping your floor looking as good as new after its installed.



5

STEPS

TO DESIGNING
YOUR INTERIOR



1

BE INSPIRED

The first stage of designing an interior is refining your ideas and planning your finished look. You can find further information and resources on our website polyflor.com.au

2

SELECT YOUR FLOOR

Browse our brochure, shadecard and retail presenter at your leisure and make a shortlist of your favourite designs.

Our room visualiser is also available to help you picture any design instantly, in every room of your home polyflor.com.au/room-visualiser, see page 99.

3

ORDER FREE SAMPLES

Free samples of every shade are available to order through our website polyflor.com.au or call Polyflor on 1800 777 425

4

DISCUSS YOUR PROJECT

It is always useful to be prepared when visiting your local flooring retailer. Start by providing a rough guide of the room shape and measurements. Be sure to bring your shortlist of chosen designs, including shade name and number.

5

ENJOY YOUR NEW FLOOR

We want you to enjoy your floor for years to come, so we have prepared a list of top tips to help you keep your floor looking as good as new. See page 94 for details.



LAYING PATTERNS

Here is a selection of creative designs to help inspire you when choosing your new Camaro floor. From clean and simple layouts to more ambitious and sophisticated designs.

PARQUET

HERRINGBONE



Cambridge Parquet

WOODBLOCK



Georgian Parquet

DOUBLE PLANK TRAMLIN



Cambridge Parquet

TRAMLIN



Naked Blond Oak Large Parquet

PARQUET STRAIGHT LAID OFFSET PARALLEL



Waterside Oak Large Parquet

PARQUET LAID WITH PARQUET PERIMETER & INLAY STRIP



Westchester Oak Large Parquet
with silver feature strip



ALL PARQUET DESIGN LAYING PATTERNS CAN BE REPLICATED USING FULL LENGTH WOOD PLANKS

WOOD

STRAIGHT LAID



Boathouse Oak

SHIPS DECKING



Astoria Oak with classic oak
marquetry strip

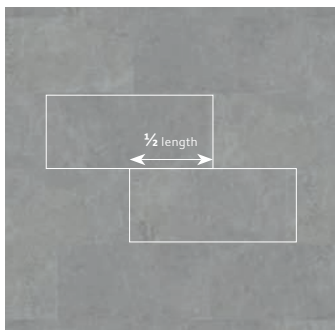
MIX & MATCH



Fenland Oak, Astoria Oak &
Bayswater Oak


STONE

BRICKWORK



Tribeca Cement

STRAIGHT LAID



Atlantic Slate

HERRINGBONE



Arctic Slate with ice grouting strip

FLOORCARE



Initial cleaning after your new floor has been installed:

- Avoid walking on the floor for at least 24 hours following completion of installation
- Sweep or vacuum to prevent loose dirt or grit from scratching the floor
- Polishing your floor can be beneficial to help prevent slight surface scratches and to provide further protection

Day to day cleaning:

- Sweep or vacuum the floor to remove loose dirt, grit or dust
- Use clean mops and neutral cleaning solutions to regularly clean your floor. Contact Polyflor for details of approved maintenance products
- Dilute the floor cleanser to the manufacturer's instructions
- Mop the floor evenly
- Collect any excess liquid in a mop bucket
- Rinse the floor with clean water and allow to dry

Regular cleaning is more beneficial to the floorcovering and is more cost effective than occasional heavy cleaning.

- Do:**
- ✓ Install barrier mats at entrances to pick up grit and moisture. (Please note, some rubber-backed mats may discolour the floor)
 - ✓ Ensure your furniture is fitted with protective pads where necessary to prevent scratches
 - ✓ Use protective cups under heavy furniture to prevent indentation
 - ✓ Remove spillages as quickly as possible to reduce risk of staining and causing slip hazards
 - ✓ Always use clean equipment when maintaining your floor
 - ✓ Regularly trim pets claws as these can cause fine scratches
- Don't:**
- ✗ Use abrasive liquids or metal scouring pads as these can damage the floor
 - ✗ Clean the floor with solvents, caustic detergents, washing up liquids, soap powders, bleach, furniture polishes, petroleum based products, pine gels, stain removers or highly coloured products. Such products may make the floor slippery or cause permanent damage
 - ✗ Drag furniture with unprotected feet across the floor

We highly recommend using the PUREFLOR cleaning products to maintain your Camaro floor.

pureflor™

for a better environment

PUREFLOR sets a new benchmark for Hard and Soft Surface Cleaning performance.

Containing only natural ingredients in a concentrated formulation, the PUREFLOR range is pH Neutral, non-toxic and removes the toughest stains by destroying organic stains, soils and odours at source.



HARD SURFACE CLEANER

A floor cleaner for hard surfaces around the home and office.

Suitable for use on : vinyl flooring, tiles, wooden floors, concrete.



SOFT SURFACE CLEANER

All-natural, multi-enzyme formula designed to attack and loosen tough stains and dirt on carpet and upholstery.

Suitable for use on : carpet, rugs, upholstery, curtains.



Soap Free

Products do not contain any soap, avoiding build-up over time



Natural Formula

Formulated with plant based enzymes that will not upset the natural bacteria



Accelerated Enzymes

Enzymes accelerate the destruction of organic material



pH Neutral

Won't damage surfaces



Powerful & Eco-Positive



100% Biodegradable



No chemical agents



No phosphates



TECHNICAL SPECIFICATION

PLANK & TILE SIZES

Format	Size	Shades	Quantity per Box	Coverage per Box
Plank	76.2 / 101.6 / 152.4 x 914.4mm	1	12 x 3	3.62m ²
	76.2 x 228.6mm	2	192	3.34m ²
	76.2 x 457.2mm	3	96	3.34m ²
	101.6 x 914.4mm	1	36	3.34m ²
	152.4 x 914.4mm	1	24	3.34m ²
	152.4 x 1219.2mm	1	18	3.34m ²
	184.2 x 1219.2mm	13	15	3.37m ²
Tile	304.8 x 304.8mm	1	36	3.34m ²
	304.8 x 609.6mm	7	18	3.34m ²

PRODUCT FORMAT

Gauge	ISO 24346 (EN 428)	2.0mm
Wear Layer	ISO 24340 (EN 429)	0.30mm
Total Weight	ISO 23997 (EN 430)	3600g/m ²
Finish		PUR

PERFORMANCE REQUIREMENTS

General Performance	ISO 10582 (EN 649)	Conforms
Use Area	ISO 10874 (EN 685)	23
Slip Resistance	EN 13893 DIN 51130 / DIN EN 16165 Ann. B AS 4586	Class DS R10 R10
Binder Content	ISO 10582	Type I
Abrasion Resistance	EN 649	Group T
Reaction to Fire	EN 13501-1	Class Bfl-S1
	ASTM E662	<450 Pass
	ASTM E648	Class 1
	AS ISO 9239.1	> 8.0 kW/m ²
Static Electrical Propensity	EN 1815	≤2.0kV Classified as 'antistatic'
Residual Indentation	ISO 24343-1 (EN 433)	<0.05mm*
Castor Chair (continuous use)	ISO 4918 (EN 425)	Suitable
Dimensional Stability	ISO 23999 (EN 434)	≤0.10% max
Underfloor Heating		Suitable, max 27°C
Light Fastness	ISO 105-B02 (Method 3)	≥6

*Average test value from current production. Use protective cups under heavy furniture to prevent indentation.

SUSTAINABILITY

BRE Green Guide		A+ ENP 429
GreenTag	LCA Rate Gold Plus	GreenRate level A
Generic EN 15804 EPD		Available
Recyclable		100%
Recycled Content		40%
REACH		Compliant
Indoor Air Comfort Gold		Eurofins certified product
FloorScore		Certified

Finnish M1		Certified
AgBB/ABG		Pass
Responsible Sourcing	BES 6001 SA 8000	Very Good Approved factory

ACOUSTIC PERFORMANCE

Impact Sound Reduction	ISO 10140-3	2dB
Sound Transmission Coefficient	ASTM E90/492	STC 55
Impact Insulation Class	ASTM E90/492	IIC 39

MAINTENANCE PERFORMANCE

Resistance to Chemicals	ISO 26987 (EN 423)	Good
-------------------------	--------------------	------

Regular light maintenance is more cost-effective than periodic heavy maintenance and more beneficial to the floor covering.

For general information on your specific project, speak with your local Camaro provider. If you require specific detailed technical data, contact Polyflor on **1800 777 425** or email technical@polyflor.com.au

GUARANTEE

The Camaro collection of luxury vinyl tiles has been developed to meet the highest technical specification of its product type. Ideal for all areas of the home, the products ensure high performance and optimum style.

Compared with many natural flooring options, Camaro will under normal conditions resist household stains and will not crack, chip or splinter. The manufacturers of Camaro are confident that their high quality products will provide many years of valuable service. All products purchased from the range are guaranteed for 15 years against normal wear and tear in the recommended environment, provided that they have been fitted correctly and maintained in accordance with the manufacturer's instructions. Full terms and conditions of the guarantee are available on request from your flooring wholesaler or Polyflor Ltd.



FREE
Sample Service 
1800 777 425

We highly recommend you view a sample of your favourite designs, which is why we offer a complimentary sampling service. Visit polyflor.com.au, call our customer service department or speak with your local Polyflor representative .

SUSTAINABILITY



The increased awareness of sustainable development is a key aspect of manufacturing and as such, Camaro is 100% recyclable, contains an average of 40% recycled content and can be recycled through Polyflor's recycling scheme, Recofloor.

Polyflor floor coverings contain a combination of materials which are clean, natural and recycled for a more sustainable end product. These materials are responsibly sourced in accordance with our third party verified BES 6001 certification. Camaro luxury vinyl flooring contributes positively to indoor air comfort and quality, it is certified by Indoor Air Comfort Gold and FloorScore® as extremely low VOC.

Polyflor is certified to ISO 14001 and ISO 9001 ensuring the best environmental and quality management systems. What's more, Polyflor has achieved SA 8000 approved factory status, providing social accountability throughout our manufacturing processes. Not only do we look to minimise our carbon footprint, but yours too. Choose Polyflor for zero compromise on style, function and the environment.

For further details on Polyflor's achievements in areas such as recycling, energy reduction and waste avoidance visit polyflor.com.au/environmentally-preferred

VISUALISER



- ▶ Scan the **QR Code**
- ▶ Take a photo of your space
- ▶ Select your shade
- ▶ See the transformation
- ▶ Save, share and order **free samples**



PICTURE IT INSTANTLY IN YOUR HOME
polyflor.com.au/room-visualiser



AUSTRALIA

Polyflor Australia
Tel: 1800 777 425
Fax: 03 9215 4444
E-mail: sales@polyflor.com.au
www.polyflor.com.au

NEW ZEALAND

Polyflor New Zealand
Tel: 0800 765 935
Fax: 0800 846 737
E-mail: sales@polyflor.co.nz
www.polyflor.co.nz

For details on distribution,
as well as up to date product and
technical information, please visit

www.polyflor.com.au

James Halstead™
FLOORING



LIT424 07/22